


















Performance measure is below the NCQA Medicaid lower quartile for the associated year
 Performance measure is between the NCQA Medicaid lower quartile and the NCQA Medicaid 50th percentile for the associated year
 Performance measure is at or above the NCQA Medicaid 50th percentile for the associated year
 Comparison to be included once benchmark data are available; anticipated to be available in December 2023.

Last Updated: 9/26/2022

| Line of Business Performance Measures ^{1,2} | Calendar Year ³ | |
|---|----------------------------|---|
| AHCCCS Complete Care (ACC) | 2020 | |
| Breast Cancer Screening: Total | 49.5% |  |
| Child and Adolescent Well-Care Visits ⁴ | 42.8% |  |
| Childhood Immunization Status: Combination 3 ⁵ | 66.9% |  |
| Comprehensive Diabetes Care: Hemoglobin A1c (HbA1c) Poor Control (> 9.0%) ^{5,6} | 45.8% |  |
| Developmental Screening in the First Three Years of Life: Ages 0 to 3 ^{5,7} | 35.4% |  |
| Follow-Up After Emergency Department Visit for Alcohol and Other Drug Abuse or Dependence within 7 Days: Total | 17.7% |  |
| Follow-Up After Emergency Department Visit for Alcohol and Other Drug Abuse or Dependence within 30 Days: Total | 24.3% |  |
| Follow-Up After Emergency Department Visit for Mental Illness within 7 Days: Total | 47.6% |  |
| Follow-Up After Emergency Department Visit for Mental Illness within 30 Days: Total | 58.0% |  |
| Follow-Up After Hospitalization for Mental Illness within 7 Days: Total | 43.6% |  |
| Follow-Up After Hospitalization for Mental Illness within 30 Days: Total | 59.8% |  |
| Immunizations for Adolescents: Combination 1 ⁵ | 85.6% |  |
| Immunizations for Adolescents: Combination 2 ⁵ | 43.2% |  |
| Prenatal and Postpartum Care: Timeliness of Prenatal Care ^{5,8} | 77.3% |  |
| Use of First-Line Psychosocial Care for Children and Adolescents on Antipsychotics: Ages 1 to 17 | 70.2% |  |
| Well-Child Visits in the First 30 Months of Life: 15 Months (Rate 1) ⁹ | 60.6% |  |

Notes:

¹ Higher rate indicates better performance unless otherwise indicated.

² Data reflective of the National Committee for Quality Assurance (NCQA) Healthcare Effectiveness Data and Information Set (HEDIS[®]) methodology unless otherwise specified.

³ Data reflective of a change in the measurement period (from Contract Year Ending to Calendar Year) beginning with the CY 2020 rates.

⁴ Measure added beginning CY 2020 as a replacement for the retired Adolescent Well-Care Visits, and Well-Child Visits in the Third, Fourth, Fifth, and Sixth Years of Life measures.

⁵ Measure allows for hybrid methodology; however, data may be reflective of varied approaches to measure calculation (i.e., use of administrative only or mixed methodologies).

⁶ Lower rate indicates better performance.

⁷ Data reflective of CMS Core Set methodology; CMS Medicaid Median and associated quartile data are not yet available for CY 2020 comparison.






⁸ Measure identified as an opportunity for improvement; included as part of an active/upcoming performance improvement project (PIP) or included as a measure under Value Based Purchasing (VBP).

⁹ Measure added beginning CY 2020 as a replacement for the retired Well-Child Visits in the First 15 Months of Life measure.



Performance measure is below the NCQA Medicaid lower quartile for the associated year
 Performance measure is between the NCQA Medicaid lower quartile and the NCQA Medicaid 50th percentile for the associated year
 Performance measure is at or above the NCQA Medicaid 50th percentile for the associated year
 Comparison to be included once benchmark data are available; anticipated to be available in December 2023.

Last Updated: 9/26/2022

| Line of Business Performance Measures ^{1,2} | Calendar Year ³ | |
|---|----------------------------|---|
| Arizona Department of Child Safety Comprehensive Health Plan (DCS-CHP), Formerly Comprehensive Medical & Dental Program (CMDP) | 2020 | |
| Child and Adolescent Well-Care Visits ⁴ | 66.2% |  |
| Childhood Immunization Status: Combination 3 ⁵ | 79.7% |  |
| Developmental Screening in the First Three Years of Life: Ages 0 to 3 ^{5,6} | 46.6% |  |
| Immunizations for Adolescents: Combination 1 ⁵ | 96.4% |  |
| Immunizations for Adolescents: Combination 2 ⁵ | 60.3% |  |

Notes:

¹ Higher rate indicates better performance unless otherwise indicated.

² Data reflective of the National Committee for Quality Assurance (NCQA) Healthcare Effectiveness Data and Information Set (HEDIS[®]) methodology unless otherwise specified.

³ Data reflective of a change in the measurement period (from Contract Year Ending to Calendar Year) beginning with the CY 2020 rates.

⁴ Measure added beginning CY 2020 as a replacement for the retired Adolescent Well-Care Visits, and Well-Child Visits in the Third, Fourth, Fifth, and Sixth Years of Life measures.







⁵ Measure allows for hybrid methodology; however, data may be reflective of varied approaches to measure calculation (i.e., use of administrative only or mixed methodologies).

⁶ Data reflective of CMS Core Set methodology; CMS Medicaid Median and associated quartile data are not yet available for CY 2020 comparison.



Performance measure is below the NCQA Medicaid lower quartile for the associated year
 Performance measure is between the NCQA Medicaid lower quartile and the NCQA Medicaid 50th percentile for the associated year
 Performance measure is at or above the NCQA Medicaid 50th percentile for the associated year

Last Updated: 9/26/2022

| Line of Business Performance Measures ^{1,2} | Calendar Year ³ | |
|--|----------------------------|---|
| Arizona Long-Term Care System (ALTCS), Developmental Disabilities (DD) | 2020 | |
| Breast Cancer Screening: Total ⁴ | 47.4% |  |
| Child and Adolescent Well-Care Visits ⁵ | 47.9% |  |
| Childhood Immunization Status: Combination 3 ⁶ | 70.6% |  |
| Comprehensive Diabetes Care: Hemoglobin A1c (HbA1c) Poor Control (> 9.0%) ^{6,7} | 24.2% |  |
| Immunizations for Adolescents: Combination 1 ⁶ | 81.8% |  |
| Immunizations for Adolescents: Combination 2 ⁶ | 34.1% |  |

Notes:

¹ Higher rate indicates better performance unless otherwise indicated.

² Data reflective of the National Committee for Quality Assurance (NCQA) Healthcare Effectiveness Data and Information Set (HEDIS[®]) methodology unless otherwise specified.

³ Data reflective of a change in the measurement period (from Contract Year Ending to Calendar Year) beginning with the CY 2020 rates.

⁴ This measure was identified as an opportunity for improvement; as such, AHCCCS is currently working with the MCOs to determine and implement strategies and interventions to improve performance.

⁵ Measure added beginning CY 2020 as a replacement for the retired Adolescent Well-Care Visits, and Well-Child Visits in the Third, Fourth, Fifth, and Sixth Years of Life measures.





⁶ Measure allows for hybrid methodology; however, data may be reflective of varied approaches to measure calculation (i.e., use of administrative only or mixed methodologies).

⁷ Lower rate indicates better performance.



Performance measure is below the NCQA Medicaid lower quartile for the associated year
 Performance measure is between the NCQA Medicaid lower quartile and the NCQA Medicaid 50th percentile for the associated year
 Performance measure is at or above the NCQA Medicaid 50th percentile for the associated year

Last Updated: 9/26/2022

| Line of Business Performance Measures ^{1,2} | Calendar Year ³ | |
|--|----------------------------|---|
| Arizona Long-Term Care System (ALTCS), Elderly and Physical Disabilities (EPD) | 2020 | |
| Breast Cancer Screening: Total ⁴ | 36.3% |  |
| Comprehensive Diabetes Care: Hemoglobin A1c (HbA1c) Poor Control (> 9.0%) ^{5,6} | 39.4% |  |
| Follow-Up After Hospitalization for Mental Illness within 7 Days: Total | 36.6% |  |
| Follow-Up After Hospitalization for Mental Illness within 30 Days: Total ⁷ | 49.7% |  |

Notes:

¹ Higher rate indicates better performance unless otherwise indicated.

² Data reflective of the National Committee for Quality Assurance (NCQA) Healthcare Effectiveness Data and Information Set (HEDIS[®]) methodology unless otherwise specified.

³ Data reflective of a change in the measurement period (from Contract Year Ending to Calendar Year) beginning with the CY 2020 rates.

⁴ Measure identified as an opportunity for improvement; included as part of an active/upcoming performance improvement project (PIP) or included as a measure under Value Based Purchasing (VBP).

⁵ Measure allows for hybrid methodology; however, data may be reflective of varied approaches to measure calculation (i.e., use of administrative only or mixed methodologies).










⁶ Lower rate indicates better performance.

⁷ This measure was identified as an opportunity for improvement; as such, AHCCCS is currently working with the MCOs to determine and implement strategies and interventions to improve performance.



Performance measure is below the NCQA Medicaid lower quartile for the associated year
 Performance measure is between the NCQA Medicaid lower quartile and the NCQA Medicaid 50th percentile for the associated year
 Performance measure is at or above the NCQA Medicaid 50th percentile for the associated year

Last Updated: 9/26/2022

| Line of Business Performance Measures ^{1,2} | Calendar Year ³ | |
|---|----------------------------|---|
| Serious Mental Illness (SMI) | 2020 | |
| Breast Cancer Screening: Total ⁴ | 37.0% |  |
| Comprehensive Diabetes Care: Hemoglobin A1c (HbA1c) Poor Control (> 9.0%) ^{5,6} | 45.2% |  |
| Follow-Up After Emergency Department Visit for Alcohol and Other Drug Abuse or Dependence within 7 Days: Total | 20.4% |  |
| Follow-Up After Emergency Department Visit for Alcohol and Other Drug Abuse or Dependence within 30 Days: Total | 30.1% |  |
| Follow-Up After Emergency Department Visit for Mental Illness within 7 Days: Total | 60.3% |  |
| Follow-Up After Emergency Department Visit for Mental Illness within 30 Days: Total | 75.2% |  |
| Follow-Up After Hospitalization for Mental Illness within 7 Days: Total | 65.8% |  |
| Follow-Up After Hospitalization for Mental Illness within 30 Days: Total | 82.1% |  |
| Prenatal and Postpartum Care: Timeliness of Prenatal Care ^{4,6} | 76.6% |  |

Notes:

¹ Higher rate indicates better performance unless otherwise indicated.

² Data reflective of the National Committee for Quality Assurance (NCQA) Healthcare Effectiveness Data and Information Set (HEDIS[®]) methodology unless otherwise specified.

³ Data reflective of a change in the measurement period (from Contract Year Ending to Calendar Year) beginning with the CY 2020 rates.

⁴ Measure identified as an opportunity for improvement; included as part of an active/upcoming performance improvement project (PIP) or included as a measure under Value Based Purchasing (VBP).

⁵ Lower rate indicates better performance.

⁶ Measure allows for hybrid methodology; however, data may be reflective of varied approaches to measure calculation (i.e., use of administrative only or mixed methodologies).



Performance measure is below the NCQA Medicaid lower quartile for the associated year
 Performance measure is between the NCQA Medicaid lower quartile and the NCQA Medicaid 50th percentile for the associated year
 Performance measure is at or above the NCQA Medicaid 50th percentile for the associated year
 Comparison to be included once benchmark data are available; anticipated to be available in December 2023.

Last Updated: 9/26/2022

| Statewide Performance Measures ^{1,2,3} | Calendar Year ⁴ |
|---|----------------------------|
| Statewide | 2020 |
| Breast Cancer Screening: Ages 50 to 64 | 48.7% |
| Child and Adolescent Well-Care Visits ⁵ | 43.0% |
| Developmental Screening in the First Three Years of Life: Ages 0 to 3 | 37.9% |
| Follow-Up After Emergency Department Visit for Alcohol and Other Drug Abuse or Dependence within 7 Days: Age 18-64 | 20.2% |
| Follow-Up After Emergency Department Visit for Alcohol and Other Drug Abuse or Dependence within 30 Days: Age 18-64 | 27.4% |
| Follow-Up After Emergency Department Visit for Mental Illness within 7 Days: Age 18-64 | 47.2% |
| Follow-Up After Emergency Department Visit for Mental Illness within 30 Days: Age 18-64 | 59.4% |
| Follow-Up After Hospitalization for Mental Illness within 7 Days: Ages 6 to 17 | 72.0% |
| Follow-Up After Hospitalization for Mental Illness within 30 Days: Ages 6 to 17 | 86.4% |
| Follow-Up After Hospitalization for Mental Illness within 7 Days: Age 18-64 | 55.4% |
| Follow-Up After Hospitalization for Mental Illness within 30 Days: Age 18 -64 | 72.3% |
| Metabolic Monitoring for Children and Adolescents on Antipsychotics - Blood Glucose and Cholesterol Testing | 33.7% |
| Use of First-Line Psychosocial Care for Children and Adolescents on Antipsychotics: Ages 1 to 17 | 70.3% |
| Well-Child Visits in the First 30 Months of Life: 15 Months (Rate 1) ⁶ | 56.5% |

Notes:

¹ Statewide rates are reflective of Managed Care enrolled members meeting continuous enrollment criteria within the Arizona Medicaid program (Title XIX and Title XXI).

² Higher rate indicates better performance unless otherwise indicated.

³ Data reflective of CMS Core Set methodology; CMS Medicaid Median and associated quartile data are not yet available for CY 2020 comparison.

⁴ Data reflective of a change in the measurement period (from Contract Year Ending to Calendar Year) beginning with the CY 2020 rates.

⁵ Measure added beginning CY 2020 as a replacement for the retired Adolescent Well-Care Visits, and Well-Child Visits in the Third, Fourth, Fifth, and Sixth Years of Life measures.

⁶ Measure added beginning CY 2020 as a replacement for the retired Well-Child Visits in the First 15 Months of Life measure.